


Order Quotation

Invoicing details	Shipping details
Company name: _____ Delivery date required: ___/___/___ Delivery address: _____ P. Code.: _____ Town: _____ Tel.: _____ Fax: _____ # Order: _____ Date of the Order: ___/___/___	Ship to: _____ _____ <p style="text-align: center;">CUSTOMER STAMP AND SIGNATURE</p>

Pro Medicare srl grants **24 months** warranty on production defects from the date of the first put into service and **12 months** on covers and components subjected to wearing. Warranty is void if the product is used in any other way than stated in the Instruction Manual. All **series** products have been registered in the Ministry of Health database (as per current regulations).

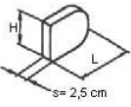
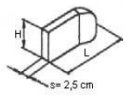
NOTE: Any variation in dimensions, materials and type from the standard will not have CE marking, so the professional user becomes the manufacturer and is obliged to prepare the technical file of the device. *Images are purely illustrative and may not fully reflect reality.*

Eolo Standard Configuration	
<ul style="list-style-type: none"> • Frame for Positioning System with multi-adjustable push handle, 4 swivel castors (2 with locks); high-low height adjustable and tilting by gas spring (-5° to +30°) • Anatomical seat adjustable in width and depth • Anatomic backrest adjustable in height with extension, and reclining by gas spring (-3° to +20°) • Armrests adjustable in width, height, depth and tilt • Side guides adjustable in width, height, depth and tilt • Flat and fixed Thoracic supports adjustable in height, depth and tilt (If no choice is made, the company will always provide Bracket A and the following dimensions: Eolo 1 size 2; EOLO 2 size3; EOLO 3 size 4) • Tilting wooden tray with recess and edges • Footboard with containment adjustable in height, tilt, and flexion-extension <p>NOTE: <i>The whole system of armrests-side guides is adjustable in adduction/abduction</i></p>	






Eolo			
Size	Color	Code structure	
○ 1	○ blue/green pastel ○ purple/dove grey	D04- <u>X</u> 01- <u>Y</u>	<u>X</u> refers to the color
○ 2			<u>Y</u> refers to the size (1-2-3)
○ 3			X=0 blue/green pastel color
			X=6 purple/dove grey color

Note: *If Eolo' sizes 1/2 are choosen, Tipco indoor base will be in white color; if Eolo' size 3 is choosen, Tipco indoor base will be in grey color*

Note: ○ = Optional without up-charge □ = Optional with up-charge

Accessories (measures expressed in cm)															
<input checked="" type="checkbox"/> Fixed thoracic support with flat pad code: OPT S04- <u>X</u> 000 <u>Z</u> - <u>Y</u> where <u>X</u> refers to the color, <u>Y</u> to the size and <u>Z</u> to the type of bracket (Z=1 -> type A; Z=2 -> type B)							<input type="checkbox"/> Swing-away thoracic support with contoured pad code: OPT S04- <u>X</u> 000 <u>Z</u> - <u>Y</u> where <u>X</u> refers to the color, <u>Y</u> to the size and <u>Z</u> to the type of bracket (Z=3 -> type A right; Z=4 -> type A left; Z=5 -> type B right; Z=6 -> type B left)								
	Size	1	2	3	4	Indicate size	Indicate the type of bracket		Size	1	2	3	4	Indicate size	Indicate the type of bracket
	H	7	7	8	10				H	6	7	8	10		
	L	7.5	8.5	10	12				L	9.5	11	13	16		
type*: <input type="checkbox"/> A <input type="checkbox"/> B							type*: <input type="checkbox"/> A <input type="checkbox"/> B								

*in the technical information at the bottom of the sheet you will find the dimensions achievable with the two types of brackets

<input type="checkbox"/> Dynamic butterfly harness			<input type="checkbox"/> Pelvic belt				
	<input type="checkbox"/>	XS(1)*	code: S04- <u>X</u> 0007-1		<input type="checkbox"/>	1 (HxL6x11)	code: S04- <u>X</u> 0008-1
	<input type="checkbox"/>	S (2)*	code: S04- <u>X</u> 0007-2		<input type="checkbox"/>	2 (HxL 7x13)	code: S04- <u>X</u> 0008-2
	<input type="checkbox"/>	M(3)*	code: S04- <u>X</u> 0007-3		<input type="checkbox"/>	3 (HxL 7x15)	code: S04- <u>X</u> 0008-3
<input type="checkbox"/> Contoured Pelvic Belt			<input type="checkbox"/> Dynamic abduction harness				
	<input type="checkbox"/>	1 (HxL 6x11)	code: S04- <u>X</u> 0009-1		<input type="checkbox"/>	XS(1)*	code: S04- <u>X</u> 0010-1
	<input type="checkbox"/>	2 (HxL 8x15)	code: S04- <u>X</u> 0009-2		<input type="checkbox"/>	S (2)*	code: S04- <u>X</u> 0010-2
	H refers to the central height of the pad				<input type="checkbox"/>	M(3)*	code: S04- <u>X</u> 0010-3
<input type="checkbox"/> Headrest (height and tilt adjustable)							
	<input type="checkbox"/>	M	code: S04- <u>X</u> 0011-1				
	<input type="checkbox"/>	G	code: S04- <u>X</u> 0011-2				
* the small number in parentheses refers to the relevant measure of Eolo, so it is advisable to match the default measure; when referring to the code, <u>X</u> refers to the color X=0 blue/green pastel color X=6 purpl/dove grey color							
Other accessories (when referring to the code, <u>X</u> refers to the color and <u>Y</u> to the size 1-2-3)							
<input type="checkbox"/> Padded abductor wedge code: S04- <u>X</u> 0012- <u>Y</u>		<input type="checkbox"/> Padded footboard code: C04- <u>X</u> 0005- <u>Y</u>		<input type="checkbox"/> Black padding for tray code: C04-70006- <u>Y</u>			
<input type="checkbox"/> Headrest cover code: C04- <u>X</u> 0002- <u>Y</u>			<input type="checkbox"/> Seat cover code: C04- <u>X</u> 0001- <u>Y</u>				
<input type="checkbox"/> Armrest cover code: C04- <u>X</u> 0003- <u>Y</u>			<input type="checkbox"/> Thoracic support cover code: C04- <u>X</u> 0004- <u>Y</u>				

TECHNICAL FEATURES

Eolo	Size 1	Size 2	Size 3
Seat width (cm)	17-24	22-29	27-34
Seat depth (cm)	19-26	22-34	31-43
Trunk height (cm)	26-38	33-45	41-53
Trunk width (cm)	bracket A 19-25	bracket A 22-28	bracket A 27-33
	bracket B 14-20	bracket B 17-23	bracket B 22-28
Distance popliteal cable-footboard (cm)	10-21	10-26	10-36
Armrest height (cm)	14-19	20-26	20-26
Reclining backrest (°)	-3+20	-3+20	-3+20
Eolo load (kg)	25	35	50
Eolo weight (kg)	18	21	26
Tipco	Size 2	Size 2	Size 3
Seat to floor height (cm)	63	63	63
Width overall dimension (cm)	67	67	67
Depth overall dimensions (cm)	80	80	88
Tilt in space (°)	-5+30	-5+30	-5+30