
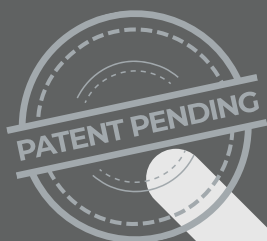


Senso



SEAT

BACK



Use it.



Leave it.




Fold it.

promedicare.eu

Risposte reali a bisogni speciali®
Pro Medicare

About

The SEAT & BACK Positioning Systems of the SENSO Range switch from an unfolded-use configuration to a folded non-use configuration avoiding removal from the wheelchair and facilitating both independent and caregiver-assisted transfers.




Complete suspension of all bony prominences and genitals



Tested Materials to ensure lightness, comfort and prevention

Postural inserts



Polyethilen foam - soft density

- Extremely lightweight
- Absorbs vibrations


Combined padding kit

Polyurethane foam of different density, lift and memory foam to ensure perfect adherence to the body and movements



Expanded polyurethane foam, flexible and elastic

- Amortizing
- Supports movements



Antidecubitus with low spring back action poliurethane foam

- Provides pressure distribution
- Adapts to morphology

Cover



PU/PES combined material

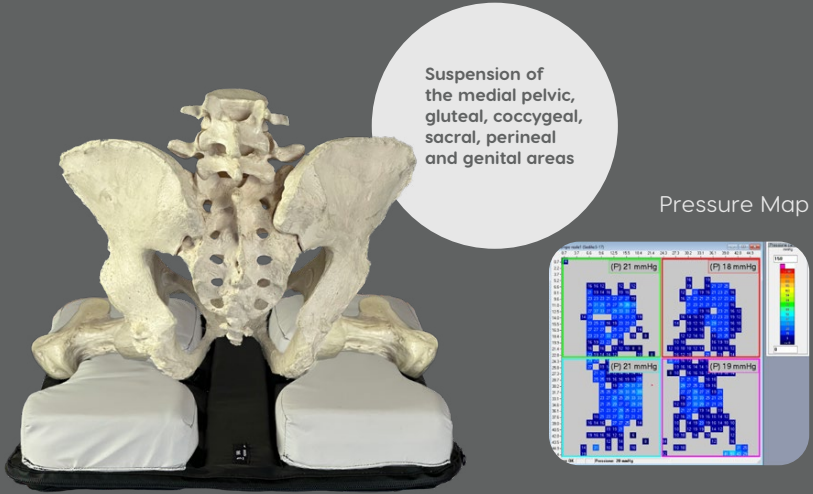
- antibacterial
- non-cytotoxic
- non-irritant
- resistant to virus penetration
- antifungal
- fire retardant
- biocompatible
- OEKO-TEX®
- latex-free
- breathable
- waterproof



SENSO COMPACTO is the **Postural Cushion** of the **SENSO Range** with a simple but innovative structure.

The original **contoured shape** of the two **separate** modular padded pelvis and femur support **elements** ensures **complete relief of the areas exposed to greater pressure risk**.


The **outer** and **inner side** of each element is **shaped** for perfect **suspension of the trochanters and ischia**; The **empty central part** between the two elements ensures **sacrum, coccyx and genitals suspension**.



2 heights available




2 upholstery covers



Size (H 7cm and 9cm)	3638	3642	3840	3845	4040	4045	4242	4245	4250	4545	4550	4848	4850	5050
Width	36	36	38	38	40	40	42	42	42	45	45	48	48	50
Depth	38	42	40	45	40	45	42	45	50	45	50	48	50	50
Effective wheelchair external tubes width (indicative values)	35/38	35/38	37/40	37/40	39/42	39/42	41/44	41/44	41/44	44/47	44/47	47/50	47/50	49/52

SENSO COMPACTO can be customized by choosing the color of the zippers!



2 separate shaped, modular, and padded trunk support elements

Empty central part for spine suspension

Length and tension adjustable strap system



SENSO INPOCKET is the **Postural Backrest** of the SENSO Range with a simple but innovative structure.

Two separate **modular** padded trunk support elements with a number of different-shaped postural inserts inside designed to **accommodate and/or address** the shape of the user's spine.

Individualised support of the user's spine



Size	3630	3635	3640	4030	4035	4040	4430	4435	4440	4830	4835	4840
Backrest height	30	35	40	30	35	40	30	35	40	30	35	40
Backrest width	31	31	31	36	36	36	39	39	39	43	43	43
Effective wheelchair external tubes width (indicative values)	35/38	35/38	35/38	39/42	39/42	39/42	43/46	43/46	43/46	47/50	47/50	47/50

SENSO INPOCKET can be customized by choosing the color of the zippers!



Black



Apple



Orchid



Tiffany



Senso

SEAT & BACK

Manufactured and distributed by:



Pro Medicare srl
Via A. Montagna - Z.I. - Lotto 41
72023 Mesagne (Br) - Italy
tel. (+39) 0831 77 78 40
fax (+39) 0831 73 07 39

info@promedicare.it
www.promedicare.eu
f ProMedicareIt
i _promedicare_
v promedicare



2 YEARS WARRANTY



CERTIFIED COMPANY WITH QUALITY
MANAGEMENT SYSTEM ISO 9001/ ISO 13485

The manufacturer reserves the right to make changes without notice. The contents, the form, the design, the image, the structure of this catalogue are property of Pro Medicare S.r.l. Any improper or unauthorized use is strictly forbidden. Any imitation and/or explicit or not explicit copy can be pursued by the Law.

